

# A Mini Lesson from Jimmy Wyble

By David Oakes

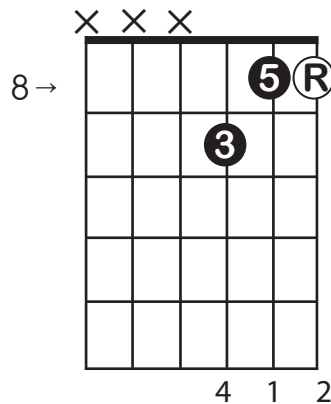
**A note from David Oakes:** This is some material of Jimmy's that he taught at Musician's Institute in 2008. These ideas evolved into an introduction to Etude #7 from "The Art of Two Line Improvisation" book. Jimmy always regarded those etudes as works in progress and always looking for ways to improve on them. I will present this material in the same way that Jimmy presented it in his lectures. This lesson might also shed some light on the lesson presented by Nick Fox.

Thanks and as always – enjoy!

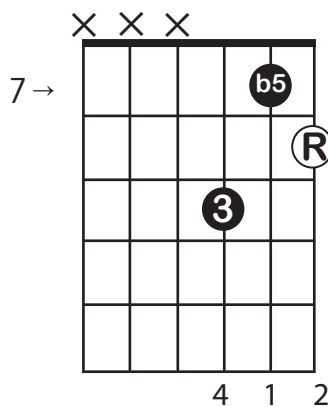
David Oakes

March 2010

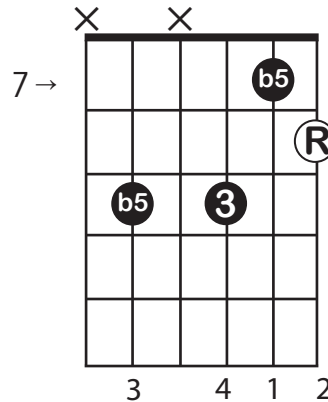
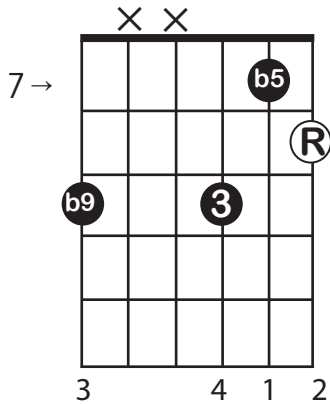
Let's start with a first inversion C major triad voiced on the top three strings at the 8<sup>th</sup> fret. Notice the fingering. It is a little awkward but it will make more sense as we move forward.



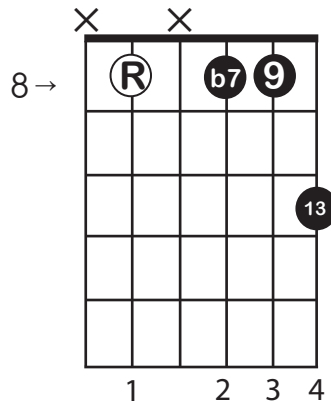
Now, let's lower the fifth degree on the 2<sup>nd</sup> string.



Now, add the b9 note in the bass on the 6<sup>th</sup> string with your 3<sup>rd</sup> finger. Then, let's move the b9 interval to the 5<sup>th</sup> string and play the b5 in the bass.

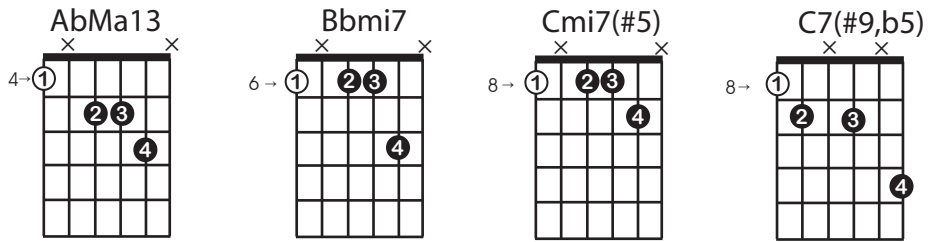


We will now change chords to a F13 shape. The b5 on the 5<sup>th</sup> string will move down one fret to the root of the F chord. The 3<sup>rd</sup> string note “E” will move down ½ step to an Eb. The 2<sup>nd</sup> string note will move up one fret to a “G”. The top voice will move up two frets to the note “D”. Your voicing for the F13 chord is Root, b7, 9<sup>th</sup>, 13<sup>th</sup>.



This idea is moved down in whole steps following the dominant cycle. The bass line will vary a bit on the Db13 chord with the b5 in the bass "G". This is followed by an ascending Abma13 chord scale voiced Root, 7<sup>th</sup>, 3<sup>rd</sup> and 13.

The last chord is a C7(#9,b5) voiced: Root, b5, 3<sup>rd</sup>, #9. Segue right into etude 7.



Three staves of musical notation in 3/4 time, key of B-flat major.
 

- Staff 1:** Chords: C7(b5,b9), F13, Bb7(b5,b9), Eb13, Ab7(b5,b9), Db13. Bass notes are circled: 6, 5, 6, 5, 6, 5.
- Staff 2:** Chords: Abmaj13, Bbm13, Cmi7(#5), C7(b5,b9). Bass notes are circled: 6, 6, 6, 6.
- Staff 3:** Labeled "Begin Etude 7:". Chords: Fm7, Bb13, Ebm7, Ab13. Bass notes are circled: 5, 6, 5, 6.